

# GLOBAL TRAFFICKING

## TRENDS IN FOCUS

IOM VICTIM OF  
TRAFFICKING  
DATA, 2006-2016



International Organization for Migration (IOM)  
The UN Migration Agency





## IOM Operational Data

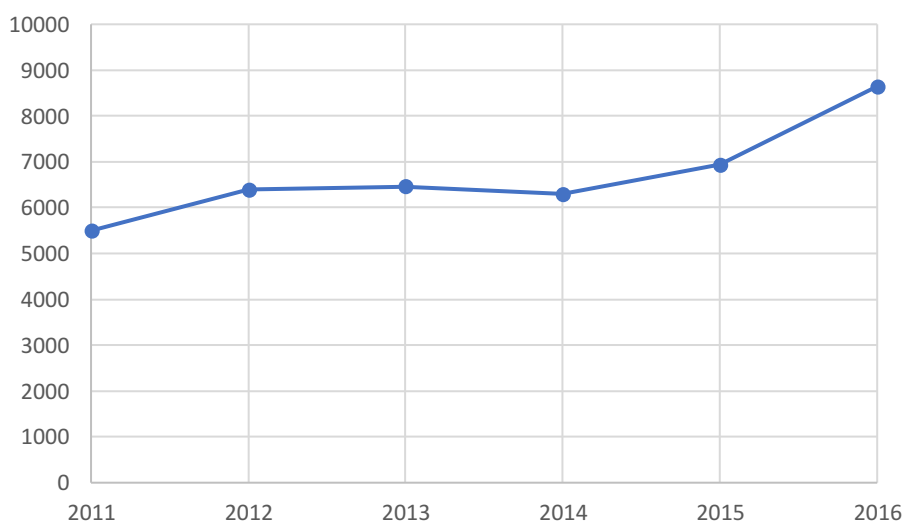
### Counter-Trafficking Work

IOM has been working to counter trafficking in persons since 1994. In this time, we have assisted over 90,000 trafficked persons. Ensuring freedom and a chance at a new life, IOM's assistance can include accommodation in places of safety, medical and psychosocial support, skills development and vocational training, reintegration assistance, and the options of voluntary, safe and dignified return to countries of origin, integration in the country of destination, or resettlement to third countries when needed.

### Victim of Trafficking Data

IOM's counter-trafficking programme provides a unique source of data on trafficking that is international in scope, through the collection of information obtained directly from victims of trafficking who have been assisted by IOM. For more than a decade, IOM has developed and maintained a central counter-trafficking case management tool for this data, the IOM Global Human Trafficking Database, which is the largest global database with primary data on victims of trafficking.

### Number of Victims of Trafficking Assisted Per Year



Nearly 50,000 victims of trafficking were recorded in IOM's case management system, MiMOSA, in the past 10 years. **However, some graphs present data from the period 2014 to 2016, where the data are most current.** Only graphs showing change over time use data from 2006-2016.

### Considerations

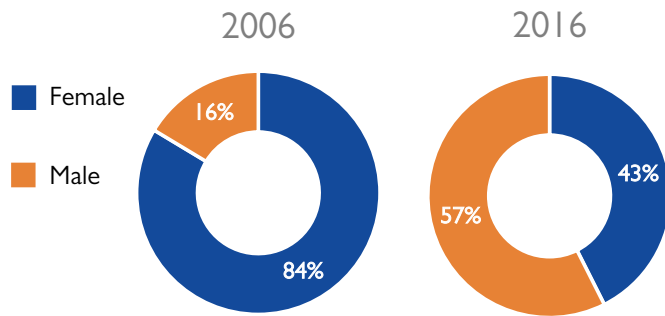
- Data are from identified victims of human trafficking who have been assisted under IOM programs and projects, and are not necessarily representative of global prevalence. It is thought that the numbers of victims identified each year globally represent less than one per cent of the total number of victims of modern-day slavery. There are countless millions who are never identified.
- The strength of IOM's case data is that it is collected through direct assistance to individual cases. Disaggregated data are collected for each individual case on factors such as sex, age, type of trafficking, sector of work for victims of trafficking for forced labour and the means traffickers use to control their victims. This makes IOM's data uniquely useful for analysis. For more information on the dataset, please contact [hcook@iom.int](mailto:hcook@iom.int).



## Demographics of Victims

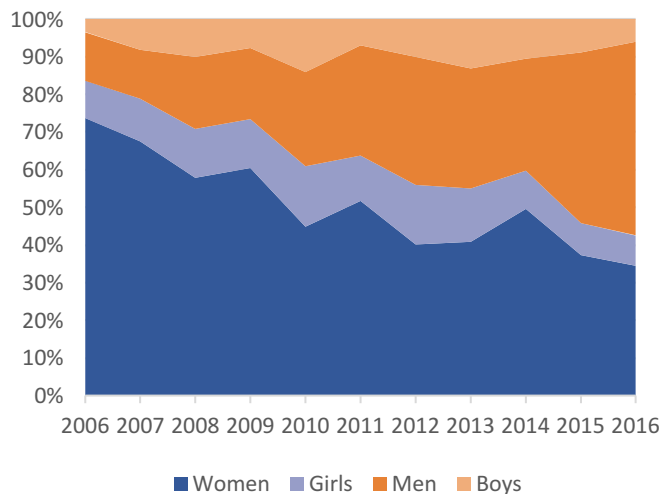
### Proportion of female and male victims, 2006 to 2016

A large proportion of victims identified are female, as human trafficking has historically been seen as a crime which affects mostly women and girls. Over time, acknowledgement that men and boys are also vulnerable to human trafficking led to a higher percentage of males identified.



### Annual percentage of women, men, girls and boys as a proportion of the total IOM caseload

The number of male victims assisted has steadily increased since 2006, with 2015 being the first year that more male than female victims of trafficking were registered.



Over three quarters of victims have been trafficked over an international border

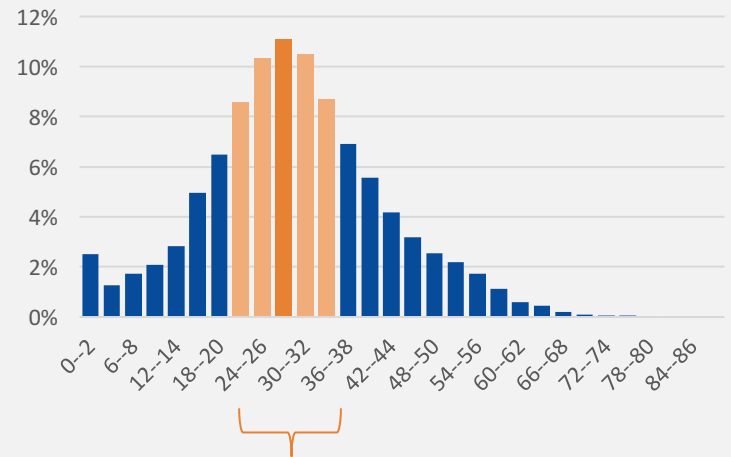


[Statistic reflects data collected from 2014-2016]

[Statistics reflect data collected from 2014-2016]

### Age distribution of victims of trafficking

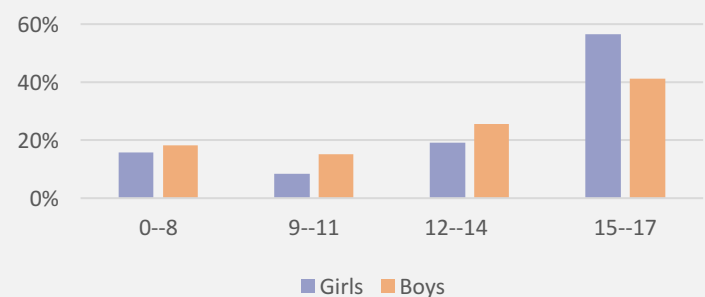
Overall, the average age of victims is 30 years. The average age of men and women is similar, 30 years for men and 29 years for women.



50 per cent of victims are between the age of 22 and 37.

### Age distribution of child victims of trafficking

The annual proportion of children assisted by IOM ranges from between 15 per cent and 30 per cent in the past ten years. The average age for child victims is 11, and the median age is 13.



### Average duration of trafficking

On average, men are trafficked for a duration of 2.5 years compared to an average of 2 years for women. Fifty per cent of men are trafficked for between 1 and 4 years, while for women it is less; between 0 and 2 years.

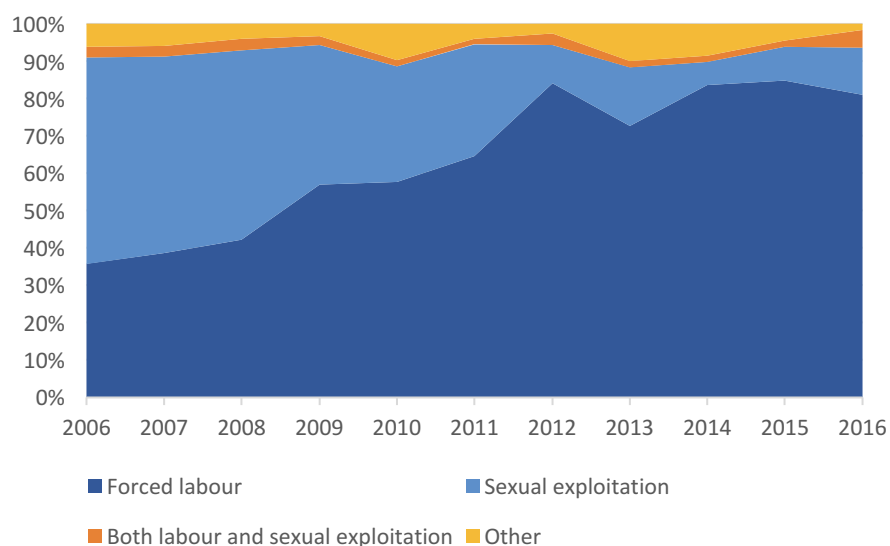




## Type of Exploitation

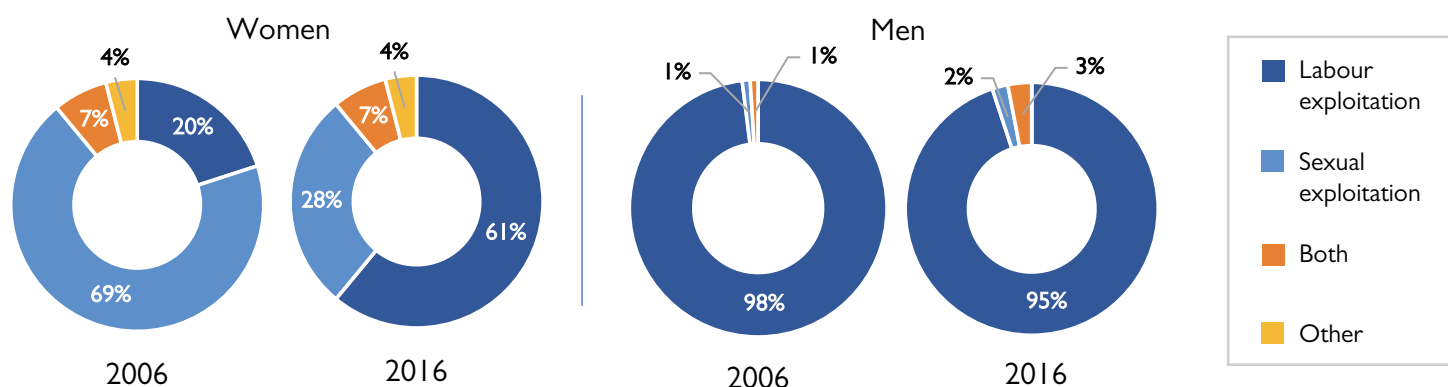
Annual percentage of types of exploitation among trafficked victims as a proportion of the total IOM caseload

Displayed here is the breakdown of victims of trafficking registered each year who are victims of trafficking for forced labour, sexual exploitation, and other purposes which include forced marriage, forced criminal activity, forced military service, organ removal and any other type of exploitation. In 2006, IOM mainly assisted victims trafficked for sexual exploitation, but the proportion of victims trafficked for forced labour has steadily risen to become the most significant category of victims assisted. The average age of victims of labour exploitation is 32 years, while for victims of sexual exploitation it is 24 years.



## Type of Exploitation in 2006 and 2016, Men and Women

Among victims of trafficking, women constitute largest share of victims trafficked for sexual exploitation, while men make up the largest share of victims of labour exploitation. However, women are also trafficked for forced labour, primarily in sectors such as factory work and domestic work.

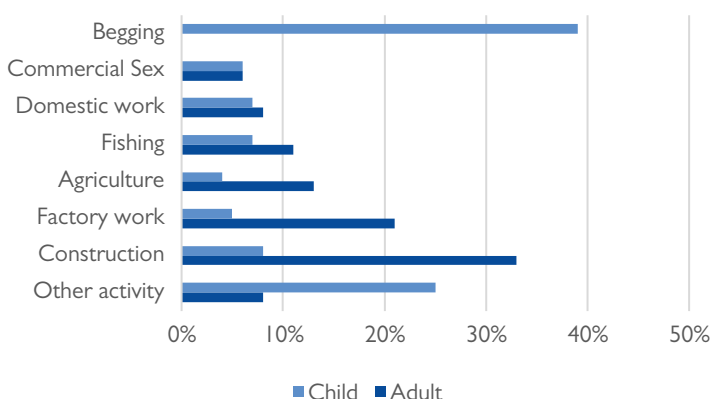
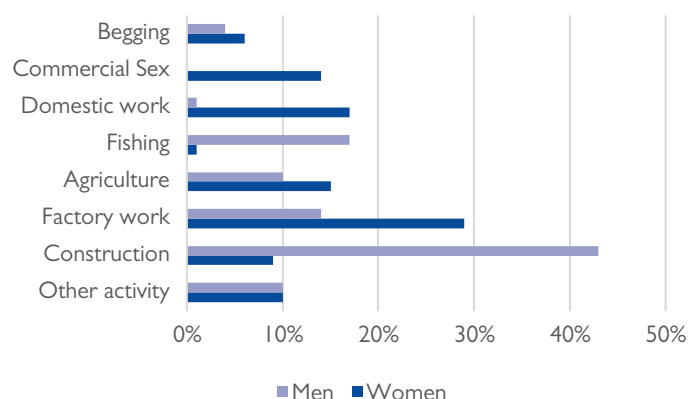


## Sector of Work Among Victims of Labour Exploitation

[Statistics reflect data collected from 2014-2016]

More men are trafficked into construction and fishing, while more women are trafficked into factory work, agriculture, domestic work and commercial sex.

There is a higher proportion of children trafficked into begging work, but also commercial sex.



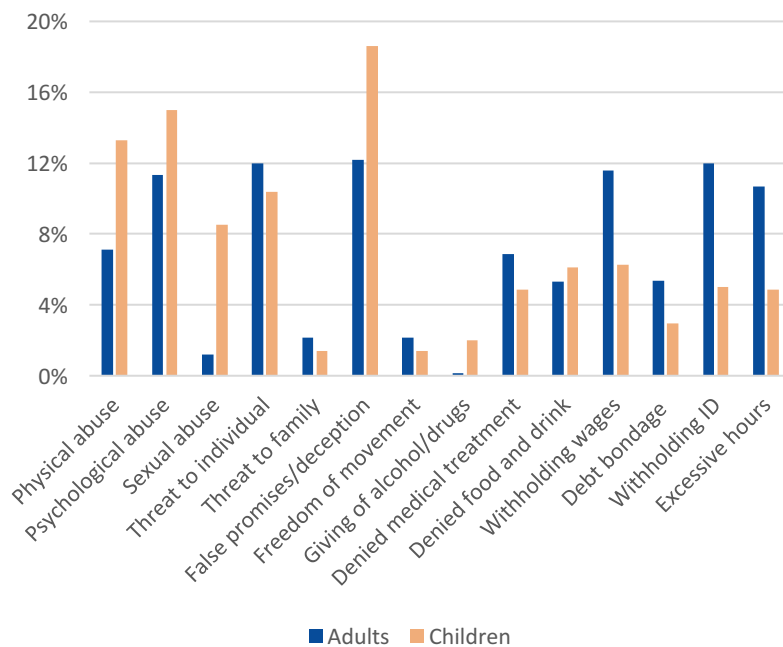




## Perpetrators of the Trafficking Process

### Means of Control

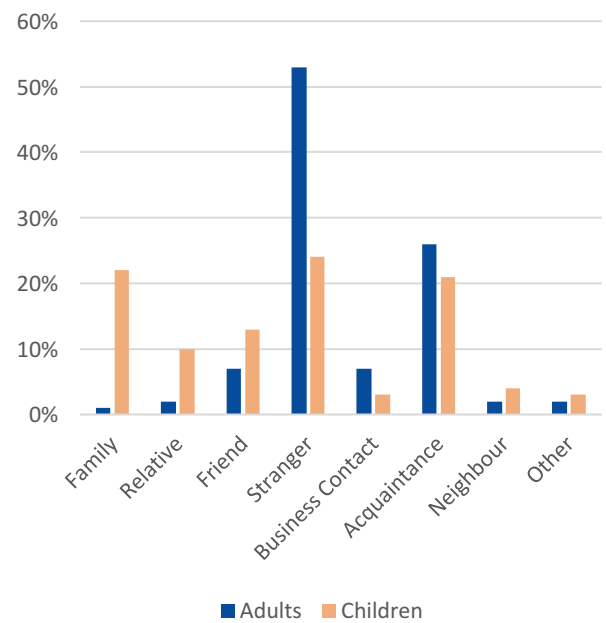
Certain means of control are used more on children than adults. Children are most often controlled through false promises or deception, physical and psychological abuse, sexual abuse and threats to the individual. Proportionately, adults are controlled more through means such as excessive hours, withholding wages and ID, denying medical treatment, and debt bondage.



### Contact with the Recruiter

[Statistics reflect data collected from 2014-2016]

There is some difference between the relationship to the recruiter for adults and children. More than half of adults are recruited by a stranger, whereas a much higher proportion of children are recruited by a close family member, friend, other relative, or neighbour.



### Tran, male, Cambodia, victim of labor exploitation

Tran is a former enslaved fisherman in Cambodia. He was trafficked while crossing irregularly into Thailand looking for work, where he was forced to work on a fishing boat for several years until he was freed. Upon his return, he was given a small business grant by IOM to help kick-start his business and begin rebuilding his life again. "I was a slave for six long years on a fishing boat. In those six years I lost everything I held dear; my business, my home, my wife, and my children. When I finally came back home I had nothing, and it was from nothing that I began to rebuild again" he explains.



Muse Mohammed/UN Migration Agency (IOM) 2016





International Organization for Migration (IOM)  
The UN Migration Agency